
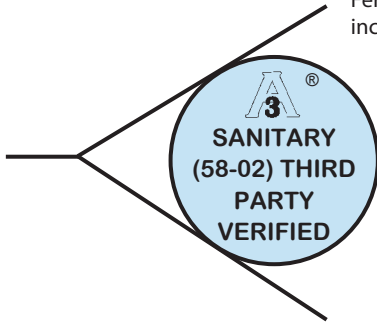




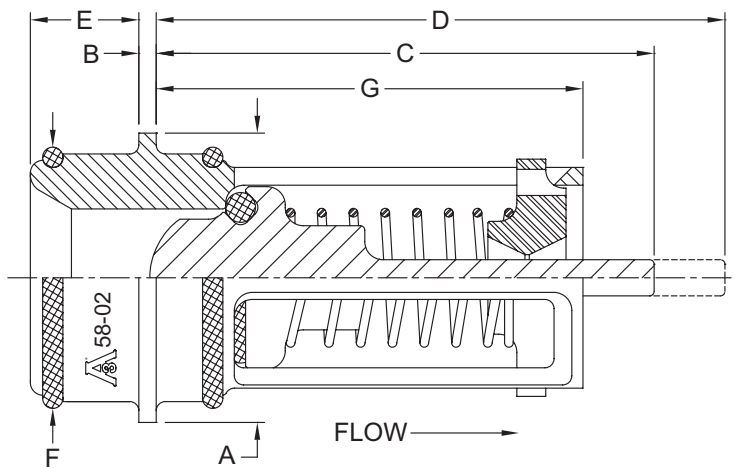
Valve shown in ferrules.
Ferrules and clamp not included.



US Patent Numbers:
6,039,073; 6,152,171

The **3-A SANITARY (3S)** valve is an electropolished 316/316L stainless steel check valve with a standard 32 Ra or better finish (consult the factory for finer finish availability) for use in new or existing sanitary systems. This valve's design seals on the ID of sanitary ferrules with 3-A specified materials. The valve seals inside fittings such as Alfa Laval Inc. Bevel Seat and Tri-Clamp®, Cherry-Burrell Q-Line and S-Line and others with ID dimensions equal to the "F" dimensions listed below (ferrules not included). This valve is designed to be easily disassembled and cleaned. Spare parts are also available. The compact design fits inside a single set of ferrules and requires no additional space in the line. The insert design makes it extremely economical when compared to full-bodied valves. The 3S valve can be used as a check valve or vacuum breaker. Please use "V" special option when ordering as a vacuum breaker. The standard spring material is 316 SS. Consult factory for additional options.

Note: USP Class VI o-rings can be supplied with certification.



Line Size	Size Code	A	B	C ¹	D ²	E	F ³	G	Orifice Diameter
1	H	1	1/16	1.72	2.16	0.38	0.870	1.47	0.476
1-1/2	J	1-1/2	1/16	2.53	3.47	0.38	1.370	2.18	0.890
2	K	2	1/16	3.03	4.13	0.47	1.870	2.59	1.135
2-1/2	L	2-1/2	1/16	3.28	4.59	0.47	2.370	2.85	1.595
3	M	3	1/16	4.59	5.53	0.47	2.870	3.36	2.150
4	N	4	1/16	4.75	6.69	0.47	3.834	4.02	2.699

¹ Maximum nominal dimension for valve closed.

² Maximum nominal dimension for a fully open valve.

³ Valves are designed to function with fittings having these internal diameters.(±0.005)

Body Material ⁴	Line Size	Non-Shock Pressure-Temp. Rating @ 100° F Consult factory for P-T rating above 100° F
316/316L Stainless Steel (SS)	1"	1000 PSIG
	1-1/2" - 4"	725 PSIG

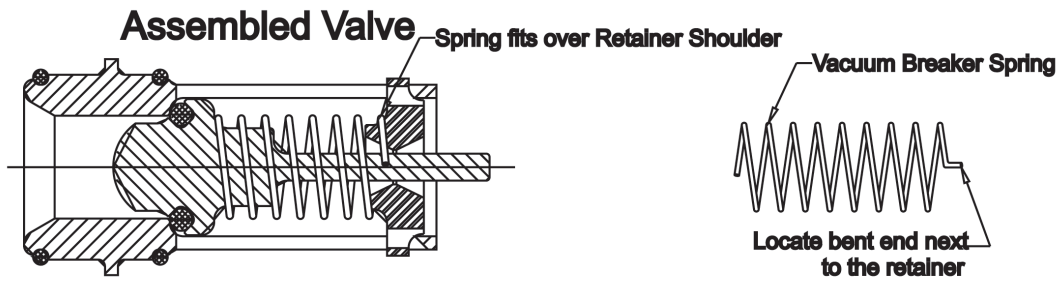
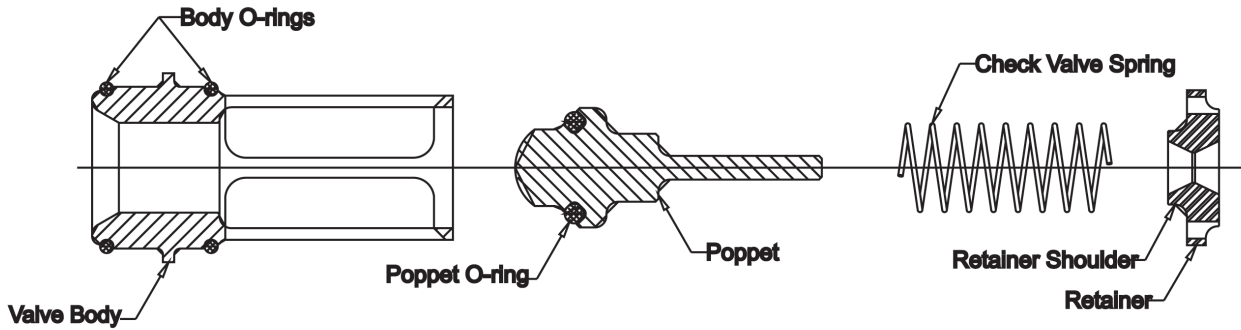
⁴ See page 55 for material grade information.

Note: 30 PSI is the maximum recommended pressure drop.

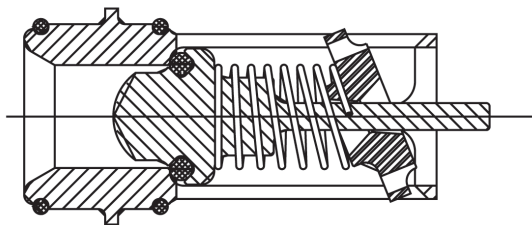
Disassembly For Cleaning Instructions

To disassemble the 3-A Sanitary valve, start by depressing one side of the retainer as shown in Step 1. With one side of the retainer tipped, rotate the stem of the poppet and remove the retainer as shown in Steps 2, 3 and 4. To reassemble the valve reverse the process. Consult the factory for information on trim kits, o-ring kits, or individual spare parts.

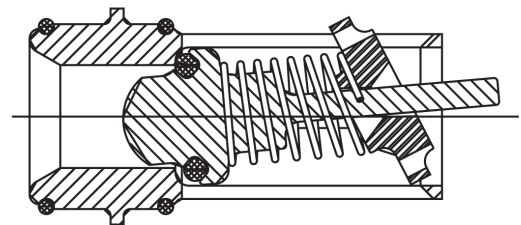
VALVE PARTS



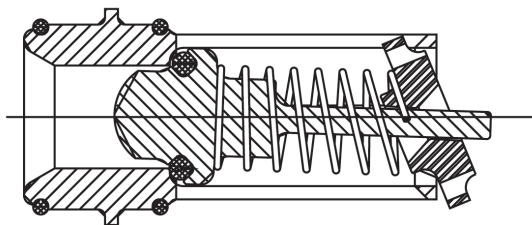
Step 1



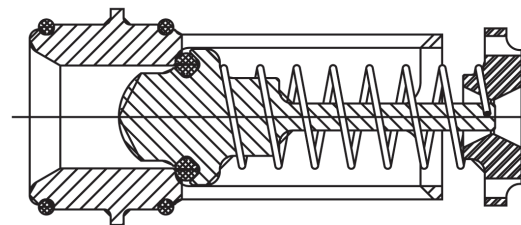
Step 2



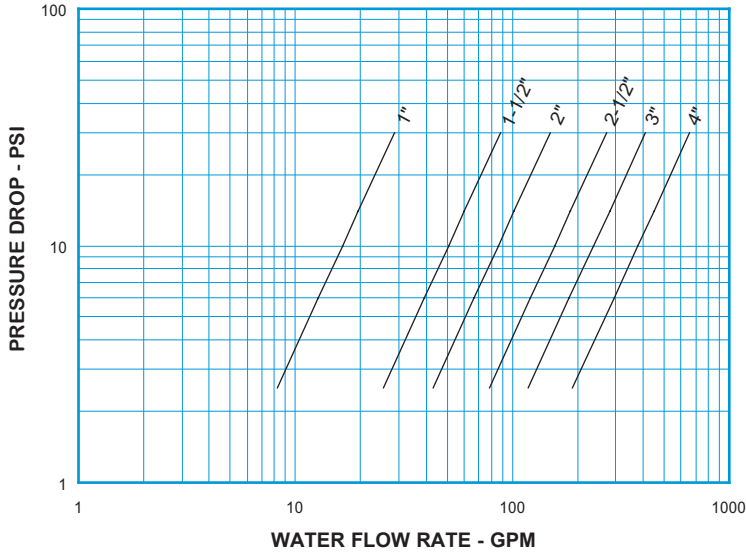
Step 3



Step 4



3-A Sanitary
For Water at 72°F

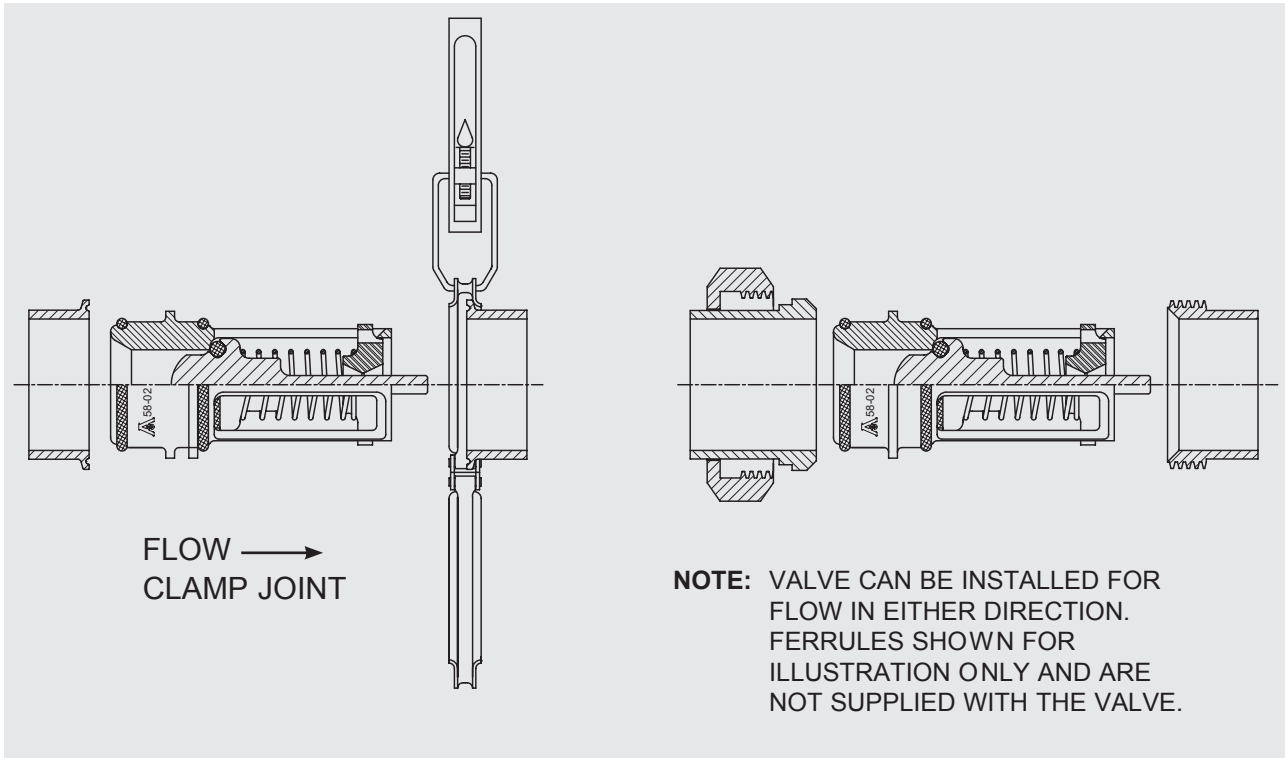


Note: All flow curves and Cv values presume the valves are fully open with 1/2 PSI cracking pressure springs. Consult the factory for more information.

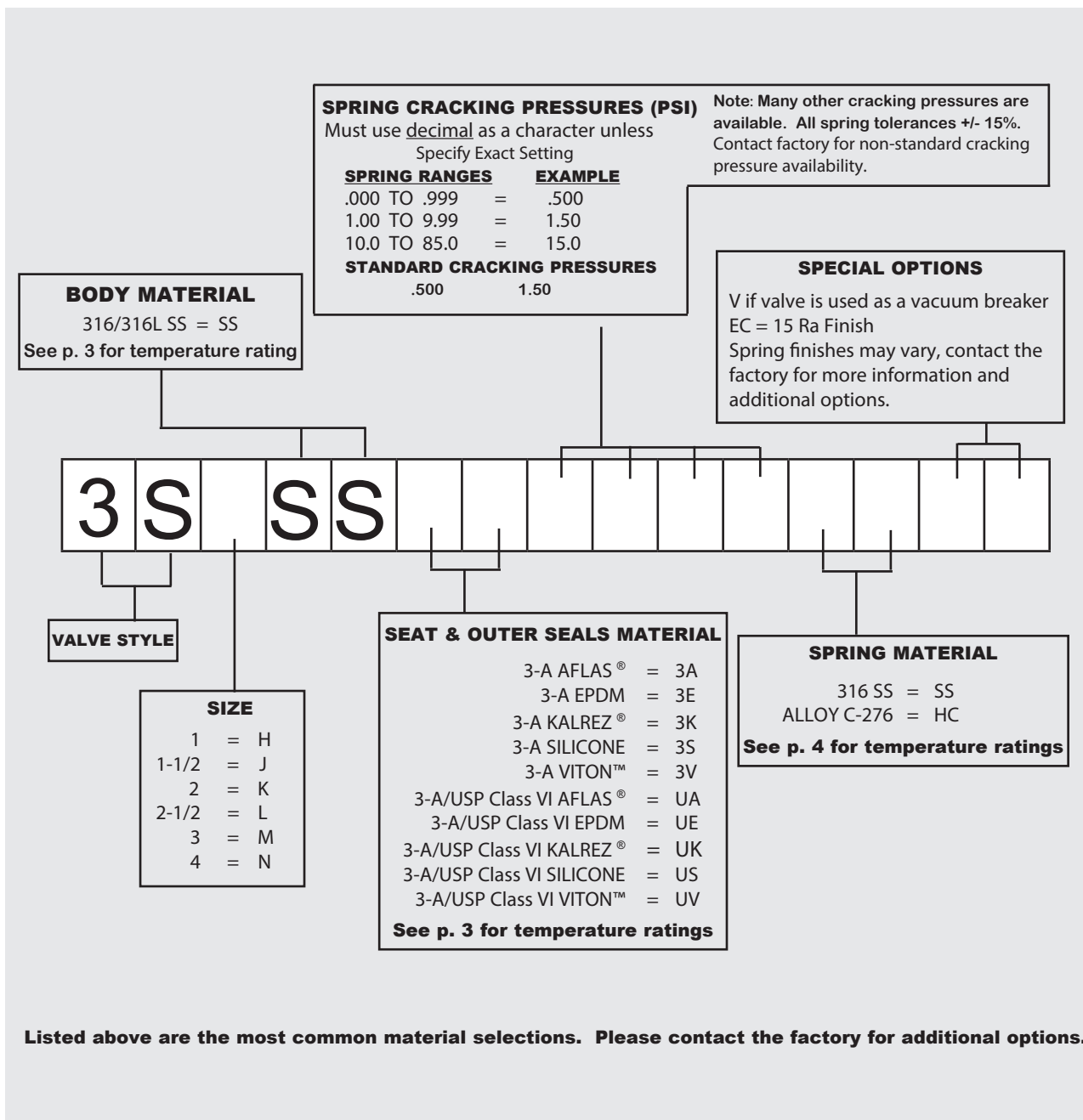
STYLE 3S C _v VALUES & VALVE WEIGHTS		
C _v	SIZE	316/316L SS
5.2	1	2.3 oz.
16.1	1-1/2	6.2 oz.
27.2	2	13.9 oz.
49.4	2-1/2	1.5 lb.
74.9	3	1.9 lb.
120.0	4	3.9 lb.

See page 51 for Flow Formulae.
Valve weights are approximate.

Note: All flow curves and Cv values presume the valves are fully open with 1/2 PSI cracking pressure springs. Consult the factory for more information.



HOW TO ORDER CHECK-ALL STYLE 3S



www.checkall.com

sales@checkall.com

ISO 9001 CERTIFIED

MADE IN USA 2019

Page information references listed on this cut sheet are available in the printed catalog as well as the digital catalog, which is available at www.checkall.com.

MONEL® - Special Metals Family of Companies
KALREZ® - E.I. du Pont de Nemours and Company

Trademarks Used
INCONEL® - Special Metals Family of Companies
VITON™ - The Chemours Company FC LLC

TRI-CLAMP® - Alfa Laval Inc.
AFLAS® - AGC, Inc.